

April 13, 2020

Dear Parents/Guardians ~

Please use this cover page along with my created materials as a guide to support your student during this time of school closure. I am only an e-mail away if you should need guidance with the learning opportunities provided. Our goal during school closure is to keep your student's grade level skills robust. We are a team, and we are doing our best to keep a connection between the school and home.


Sincerely,

Mrs. Burstyn-Meyers dawn.meyers@saltriversschools.org

Mrs. Valencia Marcella.Valencia@saltriversschools.org

Mrs. Hunsaker Vera.Hunsaker@saltriversschools.org

Kinder ELA Daily Schedule for the Weeks of: April 13-17 *and* April 20-24

Monday	Tuesday	Wednesday	Thursday	Friday
Reading for details and comprehension: Choose a story to read. Pay attention to the characters in your story. Describe the characters in your story to a family member. Describe the major events in the story. How does the story's illustrations help you understand the characters better?	Sight Word Practice-2 Digraphs The H Brothers (sh, th, ch, wh) Read and underline the digraph in each word.	Sight Word Practice-2 Fundations-Trick Word Practice (place into sheet protector to reuse, dry erase marker) Read, Find, Color-Sh	Time for writing: Write in a journal about your week at home, remember to include interesting details; or create a fictional story. Remember to use words from the sight word list provided on Tues and Wed.	Reading for enjoyment: Read virtually with a friend or find an enjoyable space to read with a family member, or just read independently, or listen to an online book. or Write about a bunny. Draw a picture to match your writing.  Happy Easter!
<p style="text-align: center;"><u>Practice reading Baby Echo Finds Echo at Last daily and do one activity each day.</u></p> <ol style="list-style-type: none"> 1. Draw a picture of the story- Baby Echo Finds Echo at Last 2. Act out the story- Baby Echo Finds Echo at Last 3. Find and underline the sight words in Baby Echo Finds Echo at Last 				
Essential Standard Focus: K.RL.3; K.RL.7	Essential Standard K.RF.3	Essential Standard K.RF.3	Essential Standard Focus: K.W.3; K.WF.1	Essential Standard Focus: K.RL.10; K.RF.4
Additional Resources to support your students:				
https://jenniferfindley.com/character-traits-activities/ https://az.pbslearningmedia.org/grades/early-elementary/?selected_facet=subject:1880 https://az.pbslearningmedia.org/resource/nature-cat_full_breezy_rider/nature-cat-breezy-rider/	https://www.ixl.com/ela/kindergarten https://englishlinx.com/sight_words/	https://englishlinx.com/synonyms/ https://englishlinx.com/antonyms/#ES	https://www.journalbuddies.com/prompts-by-grade/short-story-writing-prompts/ h	https://az.pbslearningmedia.org/grades/early-elementary/

to

like

see

look

you

can

and

go

do

on

play

have

the

my

am

we

come

she

here

because

he

what

was

are

A **digraph** is **two letters that make one sound**. Consonant digraphs are groups of two consonants that make a single sound. Examples of consonant digraphs are:

ch as in choo choo

sh as in ship

th as in thick

wh as in whistle

The H Brothers

The SH brother is always telling the brothers to be quiet. (SHHHH!) 

The WH brother is learning to whistle. 
(WHHHH!)

The TH brother is always sticking his tongue out at the others! 

The CH brother loves trains! (choo! choo!) 

(Practice saying the sounds)

A digraph is two letters that make one sound. Consonant digraphs are groups of two consonants that make a single sound. Examples of consonant digraphs are:

ch as in chat

sh as in ship

th as in thick

wh as in whistle

Read and underline the digraph in each word.

math

hush

ship

chop

dash

fish

chip

wham

bath

chin

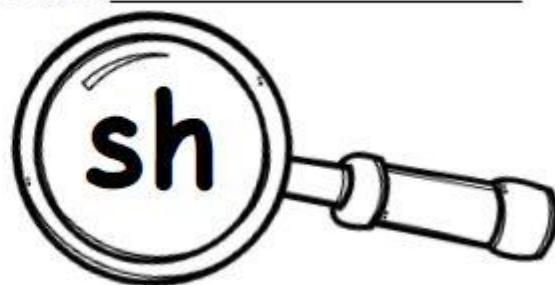
whiz

path


Draw & write your own sh- word. (fish, shirt, ship, shell)

Read, Find, Color

Name _____



Read the digraph in the magnifying glass. Color only the pictures that have that digraph sound.



Baby Echo Finds Echo at Last



One day Baby Echo was looking for his mother. He looked and looked but he couldn't see her. So he hopped over to the middle of the big branch. He looked and looked there, but he still couldn't see her. So he hopped over to the very edge of the big long branch. He looked and looked there, but he still couldn't see her. He sat up and thought, "Where is my mother?" Just then he heard a noise behind him. He turned around and looked down. Baby Echo saw his mother. At last he was happy.

April 13, 2020

Dear Parents/Guardians ~

Please use this cover page along with my created materials as a guide to support your student during this time of school closure. I am only an e-mail away if you should need guidance with the learning opportunities provided. Our goal during school closure is to keep your student's grade level skills robust. We are a team, and we are doing our best to keep a connection between the school and home.

Sincerely, Mrs. Burstyn-Meyers dawn.meyers@saltriversschools.org Mrs. Valencia

Marcella.Valencia@saltriversschools.org

Mrs. Hunsaker Vera.Hunsaker@saltriversschools.org

Kindergarten Grade Math Daily Learning Activities for the Week of: April 13-17, 2020

Monday	Tuesday	Wednesday	Thursday	Friday
<p>Concept Review:</p> <p>Use your 100 number chart to review numbers 1-20. Practice forming the numbers.</p> <p>If you have tech tools, click on video tutorial.</p>	<p>Fluency Practice:</p> <p>Use sequencing to complete missing numbers.</p> <p>If you have tech tools, there are more fluency activities to practice.</p>	<p>Concept Review:</p> <p>Review Vocabulary Words: More, Fewer, Less, and Greater.</p> <p>If you have tech tools, there are more fluency activities to practice.</p>	<p>Real world Math:</p> <p>Count how many eggs you need for each family member that lives in your house.</p> <p>If you have tech tools, there are more fluency activities to practice.</p>	<p>Quick Math:</p> <p>Model composition and decomposition of numbers to 5 using actions, objects, and drawings.(4.1)</p> <p>If you have tech tools, click on video tutorial.</p>
<p>Essential Standard Focus: K.CC.A.3</p> <p>Write numbers 0-20. Represent a number of objects with a written numeral 0-20.</p>	<p>Essential Standard Focus: K.CC.A.2</p> <p>Count forward from a given number other than one, within the known sequence</p>	<p>Essential Standard Focus: K.CC.C.6</p> <p>Identify whether the number of objects in one group is greater than, less than, or equal to the number of objects in another group.</p>	<p>Essential Standard Focus: K.OA.A.1</p> <p>Represent addition and subtraction concretely</p>	<p>Essential Standard Focus: K.OA.A.2</p> <p>Solve addition and subtraction word problems and add and subtract within 10.</p>
<p>https://www.youtube.com/watch?v=Aq4UAss33qA</p>	<p>https://www.abcya.com/games/number_bubble_counting</p>	<p>https://www.youtube.com/watch?v=6u6y4nTFXA</p>	<p>https://www.abcya.com/games/subtraction_game</p> <p>https://www.abcya.com/games/addition</p>	<p>https://www.abcya.com/games/subtraction_game</p> <p>https://www.abcya.com/games/addition</p>

Elementary resources for further learning to support your student
https://saltriversschools.org/news/what_s_new/learningresources2020

Monday April 13, 2020

Essential Standard Focus: **K.CC.A.3**


Write numbers 0-20. Represent a number of objects with a written numeral 0-20.

Count the objects and write the number in the box.

1.



2.




3.



4.



5.



6.



Tuesday April 14, 2020

Essential Standard Focus: **K.CC.A.2**

Count forward from a given number other than one, within the known sequence

Fill in the missing numbers in each box. Count on as a strategy.

1.

2		4
	6	
8		10

2.

6		8
	10	
12		14

3.

9		11
	13	
15		17

4.

12		14
	16	
	19	

Wednesday April 15, 2020



Essential Standard Focus: **K.CC.C.6**

Identify whether the number of objects in one group is greater than, less than, or equal to the number of objects in another group.

Which has more? The  or  ?



Circle the set that has more.



Which has fewer? The  or  ?

Circle the set that has fewer.



Which has fewer? The  or  ?

Circle the set that has fewer.




On the back of your paper, draw a set of 5 books. Draw some apples.
Are there fewer apples or fewer books?

Thursday April 16, 2020

Essential Standard Focus: **K.OA.A.1**

Represent addition and subtraction concretely

1. This bunny had 5 carrots. He ate 2 carrots. How many carrots are left?



Fill in the number sentence.

$$\underline{\quad} - \underline{\quad} = \underline{\quad}$$

2. Damon had 4 eggs in his basket. He found 3 more eggs. How many eggs does Damon have in all?



Fill in the number sentence.

$$\underline{\quad} + \underline{\quad} = \underline{\quad}$$

Friday April 17, 2020

Essential Standard Focus: **K.OA.A.2**

Solve addition and subtraction word problems and add and subtract within 10.

Solve the addition problem. Show your work with a drawing.

$$7 + 3 = \underline{\quad}$$

Solve the subtraction problem. Show your work with a drawing.

$$8 - 5 = \underline{\quad}$$